


EXTRA, EXTRA! READ ALL ABOUT IT!



In *Flat Stanley's Worldwide Adventures #12: Escape to California*, Flat Stanley and Lily Fox perform one of the greatest stunts of all time. Together, they change how the world sees people in wheelchairs. Flat Stanley considers the newspaper clipping about his experience to be the souvenir that makes him proudest of all. Try your hand at re-creating the newspaper article that appeared in the *California Chronicle*.



GETTING READY TO WRITE A NEWSPAPER ARTICLE: THE 6 Ws

Use the 6W headings pictured below to help you organize information before writing a first draft of your newspaper article. Fill in the appropriate facts in each W heading. Write a first draft with ideas taken from each W heading. Share your work with a peer for feedback. Then make revisions for your final draft.

WHO:

WHEN:

WHERE:

HOW:

WHAT:

WHY:


Addresses the following ELA Common Core Writing Standards: W.3.2, W.3.5
Prepared by Mary VandeWater, Professor of Reading and Basic Education, Nassau Community College, Garden City, NY.

HARPER
An Imprint of HarperCollinsPublishers

www.flatstanleybooks.com

Permission to reproduce and distribute this page has been granted by the copyright holder, HarperCollins Publishers. All rights reserved. Art by Macky Pamintuan.
Flat Stanley ® is a registered trademark of the Trust u/w/o Richard C. Brown f/b/o Duncan Brown.

CALIFORNIA COLLAGE



In *Flat Stanley's Worldwide Adventures #12: Escape to California*, Stanley takes a vacation with his parents and brother, Arthur, to California. Review the list of sites they see below, and then complete the corresponding activity.

SAN FRANCISCO

GOLDEN GATE BRIDGE

ALCATRAZ

SILICON VALLEY

SANTA BARBARA

UNION SQUARE

REDWOOD FORESTS

FISHERMAN'S WHARF

HIGHWAY 1

Choose one of the places above to read about on the Internet. Create a collage of photos about the locale you've selected. Then list three interesting facts from your reading on an index card. Share your collage with your classmates, explaining why you chose the topic and accompanying images in your collage. Display your work on the bulletin board or around the room.



INTERESTING FACTS ABOUT _____:


1.

2.


3.

Addresses the following ELA Common Core Reading Literature, Writing, and Speaking/Listening Standards: RL.3.4, W.3.2, W.3.8, SL.3.1
Prepared by Pam B. Cole, Professor of English Education & Literacy, Kennesaw State University, Kennesaw, GA.

LIGHTS! CAMERA! ACTION!



In *Flat Stanley's Worldwide Adventures #12: Escape to California*, Flat Stanley sneaks onto a movie set in Hollywood. Make your own movie of Stanley's adventure by completing the activity below.



FILMSTRIP FOOTAGE

Working with a partner, order the events below to show the continuous action of the story. You may go back to the book to locate answers, using key words.

1.	2.	3.	4.	5.	6.	7.	8.	9.	10.
----	----	----	----	----	----	----	----	----	-----

Directions: Insert the letters below into the correct numbered filmstrip frames above.

- A.** In Muir Woods, home of the great redwoods and sequoias, Stanley agrees to help Lily.
- C.** In San Francisco, Stanley and Mr. Lambchop are kidnapped.
- I.** Stanley tries on the self-camouflaging superhero flight suit in a Silicon Valley lab.
- R.** Stanley and Lily take the last ferry from Fisherman's Wharf to Alcatraz.
- O.** Stanley and Lily have a test flight at the beach along the Pacific coast.
- N.** Lily's wheelchair is skimming the surface of San Francisco Bay.
- I.** Stanley's wires are detached, and like a kite, he floats and lands on top of a Bay area building.
- L.** Stanley is shown the Escapist, a wheelchair with 14 hidden compartments.
- A.** At a news conference with the Golden Gate Bridge in the background, Lily Fox is introduced as "the first person in history to escape from Alcatraz."
- F.** Stanley visits Hollywood to ask his old friend and Japanese movie star, Oda Nobu, for his help.

Addresses the following ELA Common Core Reading and Writing Standards: RI. 3.2, RI. 3.5
Prepared by Mary VandeWater, Professor of Reading and Basic Education, Nassau Community College, Garden City, NY.

HARPER


An Imprint of HarperCollinsPublishers

www.flatstanleybooks.com

Permission to reproduce and distribute this page has been granted by the copyright holder, HarperCollins Publishers. All rights reserved. Art by Macky Pamintuan.
Flat Stanley ® is a registered trademark of the Trust u/w/o Richard C. Brown f/b/o Duncan Brown.

Answers: If you ordered the story action correctly, then your filmstrip should spell CALIFORNIA!


CALIFORNIA DREAMING



In *Flat Stanley's Worldwide Adventures #12: Escape to California*, Flat Stanley helps Lily Fox achieve her dream. Using important information from the book, create a story pyramid to explain Lily's accomplishment.

CREATE A STORY PYRAMID

A story pyramid is built with all the parts of a story, such as the main characters, the setting (time and place), and the major events in the plot. Review the sample story pyramid below. Using highlights from *Escape to California*, write your own story pyramid. You must carefully choose your words to provide an exact description. If you wish, draw an illustration alongside your story pyramid when you're done.



1. _____
2. _____
3. _____
4. _____
5. _____
6. _____
7. _____
8. _____

Here is a sample of a story pyramid.

Words should form the shape of a triangle.

Cinderella
Beautiful, poor
Fairy tale kingdom
Forbidden to attend ball
Fairy godmother uses her magic
At midnight Cinderella loses her slipper
Prince searches kingdom for perfect slipper fit
Cinderella and Prince wed living happily ever after

Here are directions for writing a story pyramid.

Capitalize the first word in every line.

Line 1: One word naming one of the main characters

Line 2: Two words describing this main character

Line 3: Three words explaining the setting

Line 4: Four words explaining the main problem*

Line 5: Five words describing one event

Line 6: Six words describing a second event

Line 7: Seven words describing a third event

Line 8: Eight words stating the solution to the problem**

*What was your character trying to do? **How does the story end? What has your character learned?

Addresses the following ELA Common Core Reading and Writing Standards: RL. 3.3, RL. 3.5, W.3.4
Prepared by Mary VandeWater, Professor of Reading and Basic Education, Nassau Community College, Garden City, NY.

HARPER

An Imprint of HarperCollinsPublishers

www.flatstanleybooks.com

Permission to reproduce and distribute this page has been granted by the copyright holder, HarperCollins Publishers. All rights reserved. Art by Macky Pamintuan.
Flat Stanley ® is a registered trademark of the Trust u/w/o Richard C. Brown f/b/o Duncan Brown.